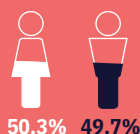


# Albania

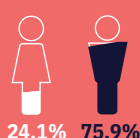
## Women Entrepreneurship

### Demographics



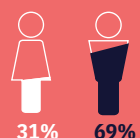
Women constituted **50.3% of the economy's population as at 1st January 2022**. 65.3% of university graduates in 2020 were young women. Women graduate mostly in business, administration, and law (28.4%); health and wellbeing (16.3%); arts, and humanities (13.0%).

### Women-led Entities in Albania




- Out of all active legal entities contributing to Albania's GDP, **24.1%** or 43,724 had a **woman owner or administrator in 2021**.
- **The largest share of women administrators/owners** of legal entities is found in public sector, and NGOs and international organisations with **36.1%** for each category.
- Out of 29,152 **new legal entities in 2021, 21% were led or owned by a woman**.

### Women-led Enterprises



- **Women entrepreneurs ran about 31%** or 36,917 of total of 118,627 companies of all sizes across Albania as at the end of 2021.
- The average share of women entrepreneurship in the **last five years has been 31.67%**. The best year for women entrepreneurship was **2017**, when the share of women owners or administrators in active enterprises across the economy **was at 34.3%**.



#### Legal forms

The largest share of women in business in Albania was observed in the **legal form of natural persons with 34.2% of the total**, followed by limited liability and joint stock companies with a respective share of 20.1% and 18.4% as at the end of 2021.



#### Size of Enterprise

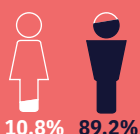
Out of all active enterprises with 1-4 employees in 2021, 32.4% were led by women, versus 67.6% led by men. Whereas out of all women led enterprises, in 2021, 89.2% had 1-4 employees. The share of enterprises with more than 10 employees has increased in the past year, while enterprises with 10-49 and 50+ employees, **saw an increase by 3.61 and 4.45 percentage points respectively from 2016 to 2021**.



#### Activities (Top Industries)

In 2021, **40.11% of active enterprises with women owner/administrator focused on "Other Services"**, followed by "Trade" with 34.3% and "Accommodation and Food Services" with 28.57%. The sectors with the lowest representation of women are "Transport and storage" and "Construction", considered mainly as men-dominated sectors.

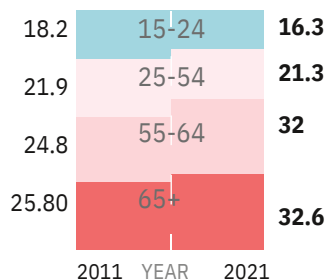
### Women in Agriculture




- Out of 62,922 farmers in 2021, 6,807 or **10.8% were women**.
- Only **15.8%** of women farmers have a status of natural person.
- As at the end of 2021, **24.4%** of new registered entities were women farmers.



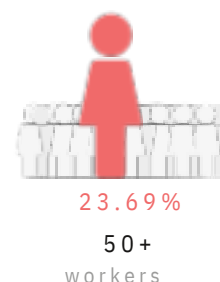
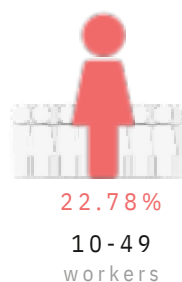
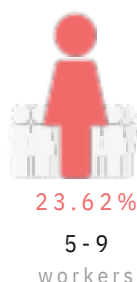
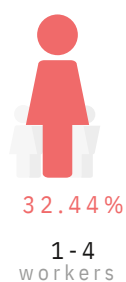
## Women in self-employment by age groups (%)



## Active enterprises by gender of owner/administrator



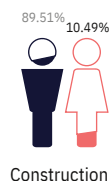
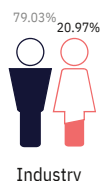


## Active entities with women owner/manager by firm size 2021 (%)

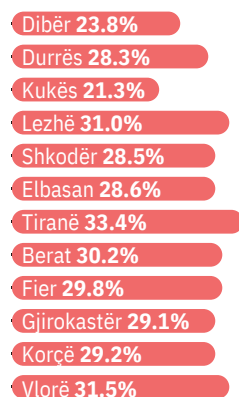


## Active entities by gender of owner/administrator and economic activity (%) 2021



### Top Industries for Women Entrepreneurs



## Active by region (NUTS 3\*) and women owners/administrators 2021



## Women in Agriculture 2021



\*Nomenclature of Territorial Measuring Units for Statistics (A uniform classification, and is used as a base for collection and processing of European regional statistics)

Source: The main source of this data is the Institute of Statistics in Albania (INSTAT)